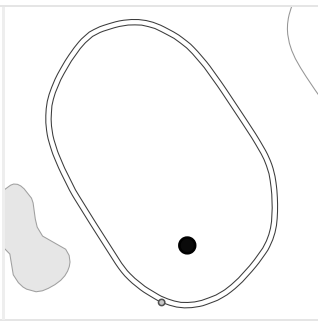
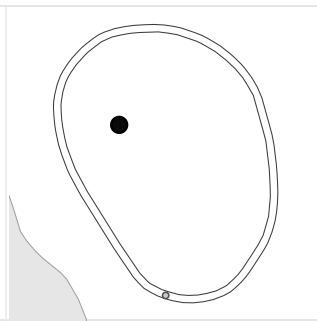


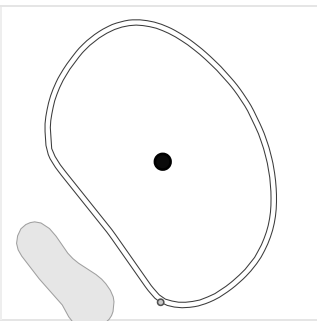
1  
**-10**  
D: 34  
7

A diagram of a golf hole, hole 1, showing a circular green with a hole in the center. The hole is located in the lower right quadrant of the green.

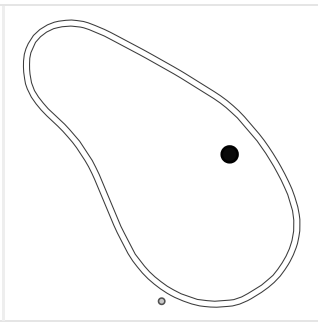
7  
**+3**  
D: 23  
15 L5

A diagram of a golf hole, hole 7, showing a circular green with a hole in the center. The hole is located in the upper left quadrant of the green.

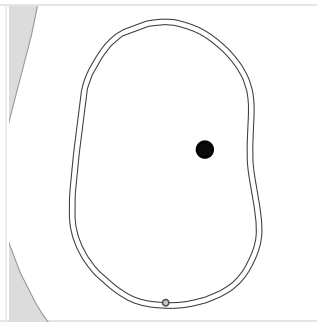
13  
**+0**  
D: 34  
17

A diagram of a golf hole, hole 13, showing a circular green with a hole in the center. The hole is located in the upper right quadrant of the green.

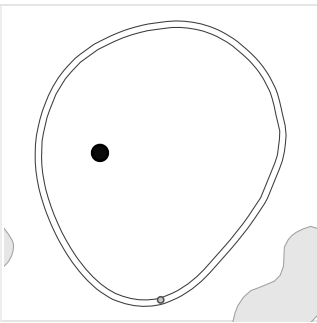
2  
**+1**  
D: 30  
16 R4

A diagram of a golf hole, hole 2, showing an elongated green with a hole in the center. The hole is located in the upper right quadrant of the green.

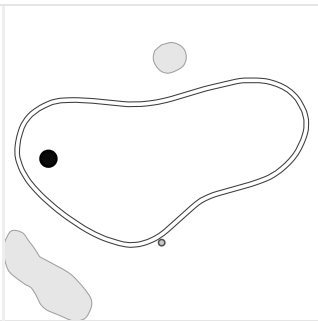
8  
**+2**  
D: 33  
18 R5

A diagram of a golf hole, hole 8, showing an elongated green with a hole in the center. The hole is located in the upper right quadrant of the green.

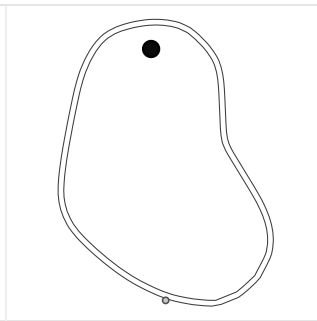
14  
**+1**  
D: 28  
15 L6

A diagram of a golf hole, hole 14, showing a circular green with a hole in the center. The hole is located in the upper left quadrant of the green.

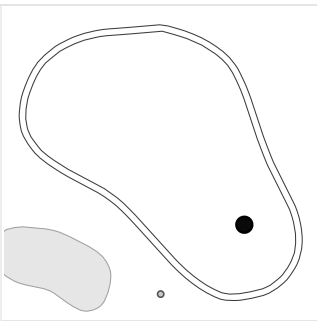
3  
**+1**  
D: 23  
12 L4

A diagram of a golf hole, hole 3, showing an irregularly shaped green with a hole in the center. The hole is located in the upper left quadrant of the green.

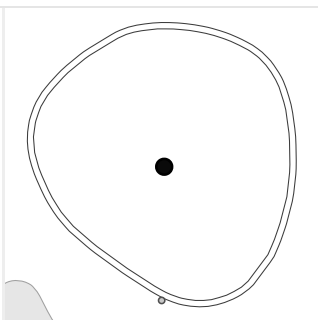
9  
**+13**  
D: 32  
29

A diagram of a golf hole, hole 9, showing an elongated green with a hole in the center. The hole is located in the upper left quadrant of the green.

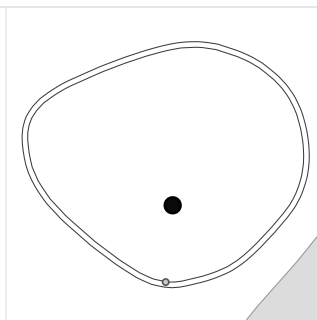
15  
**-6**  
D: 26  
7 R5

A diagram of a golf hole, hole 15, showing an irregularly shaped green with a hole in the center. The hole is located in the lower right quadrant of the green.

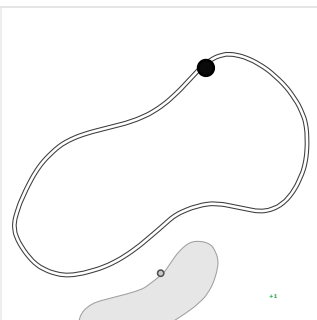
4  
**0**  
D: 28  
14

A diagram of a golf hole, hole 4, showing a circular green with a hole in the center. The hole is located in the center of the green.

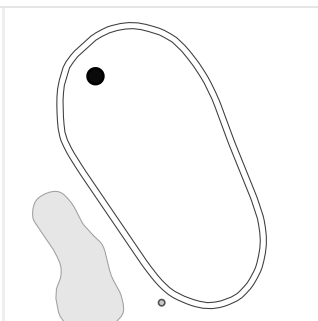
10  
**-5**  
D: 27  
9

A diagram of a golf hole, hole 10, showing a circular green with a hole in the center. The hole is located in the lower right quadrant of the green.

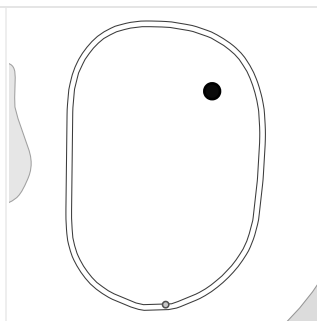
16  
**+17**  
D: 39  
37 R10

A diagram of a golf hole, hole 16, showing an irregularly shaped green with a hole in the center. The hole is located in the upper right quadrant of the green.

5  
**+9**  
D: 29  
24 L3

A diagram of a golf hole, hole 5, showing an elongated green with a hole in the center. The hole is located in the upper left quadrant of the green.

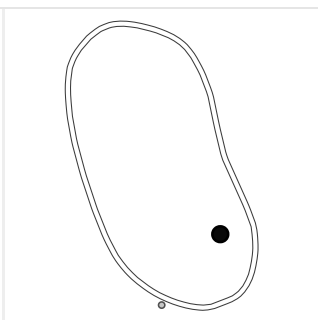
11  
**+9**  
D: 33  
25 R5

A diagram of a golf hole, hole 11, showing an elongated green with a hole in the center. The hole is located in the upper right quadrant of the green.

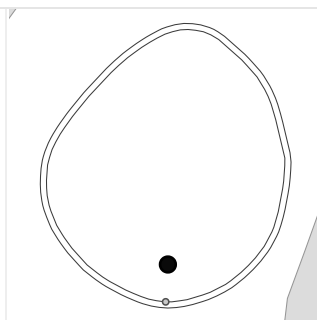
17  
**-12**  
D: 36  
6

A diagram of a golf hole, hole 17, showing an elongated green with a hole in the center. The hole is located in the lower right quadrant of the green.

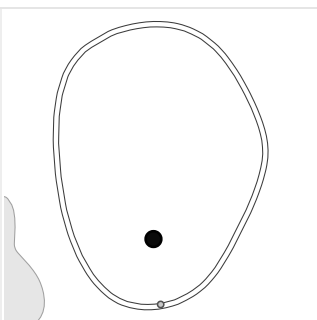
6  
**-9**  
D: 35  
9 R4

A diagram of a golf hole, hole 6, showing an elongated green with a hole in the center. The hole is located in the lower right quadrant of the green.

12  
**-11**  
D: 29  
4

A diagram of a golf hole, hole 12, showing a circular green with a hole in the center. The hole is located in the lower right quadrant of the green.

18  
**-9**  
D: 34  
8

A diagram of a golf hole, hole 18, showing a circular green with a hole in the center. The hole is located in the lower right quadrant of the green.